

(12) **United States Patent**
Wu

(10) **Patent No.:** **US 11,322,171 B1**
(45) **Date of Patent:** **May 3, 2022**

(54) **PARALLEL SIGNAL PROCESSING SYSTEM AND METHOD**

(71) Applicant: **Wai Wu**, Massapequa, NY (US)

(72) Inventor: **Wai Wu**, Massapequa, NY (US)

(*) Notice: Subject to any disclaimer, the term of this patent is extended or adjusted under 35 U.S.C. 154(b) by 0 days.

(21) Appl. No.: **17/068,219**

(22) Filed: **Oct. 12, 2020**

Related U.S. Application Data

(60) Division of application No. 16/186,252, filed on Nov. 9, 2018, now Pat. No. 10,803,883, and a continuation of application No. 15/633,211, filed on Jun. 26, 2017, now Pat. No. 10,127,925, said application No. 16/186,252 is a continuation-in-part of application No. 15/633,211, filed on Jun. 26, 2017, now Pat. No. 10,127,925, which is a continuation of application No. 14/744,377, filed on Jun. 19, 2015, now Pat. No. 9,692,908, which is a division of application No. 13/968,522, filed on Aug. 16, 2013, now Pat. No. 9,064,496, which is a division of application No. 12/337,236, filed on Dec. 17, 2008, now Pat. No. 8,515,052.

(60) Provisional application No. 61/014,106, filed on Dec. 17, 2007.

(51) **Int. Cl.**
G10L 21/00 (2013.01)
G10L 25/27 (2013.01)
G10L 15/34 (2013.01)
G10L 25/21 (2013.01)
H04M 19/02 (2006.01)
G10L 25/18 (2013.01)
H04M 7/12 (2006.01)

(52) **U.S. Cl.**

CPC **G10L 25/27** (2013.01); **G10L 15/34** (2013.01); **G10L 25/18** (2013.01); **G10L 25/21** (2013.01); **H04M 7/129** (2013.01); **H04M 19/02** (2013.01)

(58) **Field of Classification Search**

CPC **G10L 25/27**; **G10L 15/34**; **G10L 25/18**; **G10L 25/21**; **H04M 7/129**
See application file for complete search history.

(56)

References Cited

U.S. PATENT DOCUMENTS

5,164,990 A	11/1992	Pazienti et al.
5,611,038 A	3/1997	Shaw et al.
5,729,659 A	3/1998	Potter
5,754,456 A	5/1998	Eitan et al.
5,774,357 A	6/1998	Hoffberg et al.
5,875,108 A	2/1999	Hoffberg et al.
5,901,246 A	5/1999	Hoffberg et al.
5,968,167 A	10/1999	Whittaker et al.
(Continued)		

Primary Examiner — Simon King

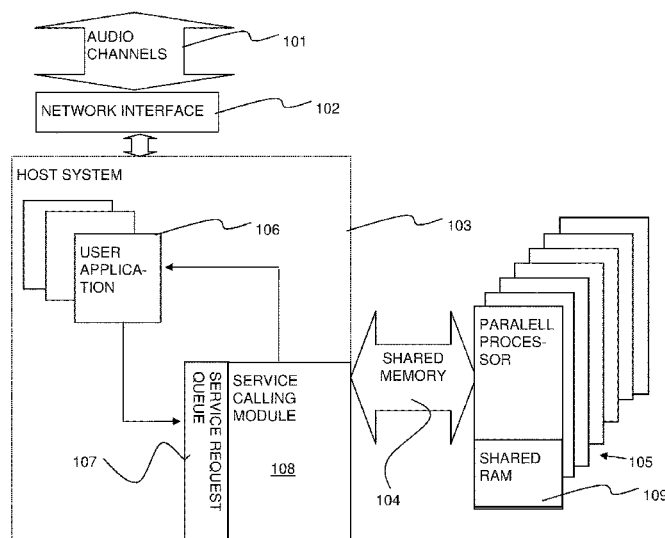
(74) *Attorney, Agent, or Firm* — Hoffberg & Associates; Steven M. Hoffberg

(57)

ABSTRACT

A system and method for processing a plurality of channels, for example audio channels, in parallel is provided. For example, a plurality of telephony channels are processed in order to detect and respond to call progress tones. The channels may be processed according to a common transform algorithm. Advantageously, a massively parallel architecture is employed, in which operations on many channels are synchronized, to achieve a high efficiency parallel processing environment. The parallel processor may be situated on a data bus, separate from a main general-purpose processor, or integrated with the processor in a common board or integrated device. All, or a portion of a speech processing algorithm may also be performed in a massively parallel manner.

20 Claims, 3 Drawing Sheets



US 11,322,171 B1

Page 2

(56)

References Cited

U.S. PATENT DOCUMENTS

5,983,161	A	11/1999	Lemelson et al.		7,953,021	B2	5/2011	Lotter et al.	
6,055,619	A	4/2000	North et al.		7,953,768	B2	5/2011	Gould et al.	
6,061,711	A *	5/2000	Song	G06F 9/461 718/108	7,966,078	B2	6/2011	Hoffberg et al.	
6,081,750	A	6/2000	Hoffberg et al.		7,974,297	B2	7/2011	Jing et al.	
6,094,637	A	7/2000	Hong		7,974,714	B2	7/2011	Hoffberg	
6,121,998	A	9/2000	Voois et al.		7,979,574	B2	7/2011	Gillo et al.	
6,124,882	A	9/2000	Voois et al.		7,987,003	B2	7/2011	Hoffberg et al.	
6,226,389	B1	5/2001	Lemelson et al.		8,005,147	B2	8/2011	Alvarez et al.	
6,275,239	B1	8/2001	Ezer et al.		8,024,549	B2	9/2011	Stewart	
6,275,773	B1	8/2001	Lemelson et al.		8,031,060	B2	10/2011	Hoffberg et al.	
6,353,843	B1	3/2002	Chehrizi et al.		8,032,477	B1	10/2011	Hoffberg et al.	
6,400,996	B1	6/2002	Hoffberg et al.		8,046,313	B2	10/2011	Hoffberg et al.	
6,418,424	B1	7/2002	Hoffberg et al.		8,064,952	B2	11/2011	Rofougaran et al.	
6,487,500	B2	11/2002	Lemelson et al.		8,068,683	B2	11/2011	DeCegama	
6,493,467	B1 *	12/2002	Okuda	G06T 1/20 382/260	8,069,334	B2	11/2011	Mimar	
6,507,614	B1	1/2003	Li		8,073,704	B2	12/2011	Suzuki	
6,553,130	B1	4/2003	Lemelson et al.		8,085,834	B2	12/2011	Hanke et al.	
6,630,964	B2	10/2003	Burns et al.		8,095,782	B1 *	1/2012	Danskin	G06F 9/461 712/228
6,636,986	B2	10/2003	Norman		8,117,370	B2	2/2012	Rofougaran et al.	
6,640,145	B2	10/2003	Hoffberg et al.		8,122,143	B2	2/2012	Gould et al.	
6,654,783	B1	11/2003	Hubbard		8,139,608	B2	3/2012	Lotter et al.	
6,738,358	B2	5/2004	Bist et al.		8,190,854	B2	5/2012	Codrescu et al.	
6,748,020	B1	6/2004	Eifrig et al.		8,194,593	B2	6/2012	Jing et al.	
6,754,279	B2	6/2004	Zhou et al.		8,200,730	B2	6/2012	Oh et al.	
6,847,365	B1	1/2005	Miller et al.		8,214,626	B2	7/2012	Macy, Jr. et al.	
6,850,252	B1	2/2005	Hoffberg		8,223,786	B2	7/2012	Jing et al.	
6,889,312	B1	5/2005	McGrath et al.		8,229,134	B2	7/2012	Duraiswami et al.	
6,906,639	B2	6/2005	Lemelson et al.		8,253,750	B1	8/2012	Huang et al.	
6,907,518	B1	6/2005	Lohman et al.		8,280,232	B2	10/2012	McCrossan et al.	
6,931,370	B1	8/2005	McDowell		8,306,387	B2	11/2012	Yamashita et al.	
6,948,050	B1 *	9/2005	Gove	G06F 9/3851 712/35	8,340,960	B2	12/2012	Sadri et al.	
6,959,372	B1	10/2005	Hobson et al.		8,346,838	B2	1/2013	Debes et al.	
6,981,132	B2	12/2005	Christie et al.		8,364,136	B2	1/2013	Hoffberg et al.	
6,981,134	B2	12/2005	Yamamura		8,369,967	B2	2/2013	Hoffberg et al.	
7,003,093	B2	2/2006	Prabhu et al.		8,374,242	B1	2/2013	Lewis et al.	
7,003,450	B2	2/2006	Sadri et al.		8,407,263	B2	3/2013	Elad et al.	
7,043,006	B1	5/2006	Chambers et al.		8,412,981	B2	4/2013	Munoz et al.	
7,136,710	B1	11/2006	Hoffberg et al.		8,425,322	B2	4/2013	Gillo et al.	
7,158,141	B2	1/2007	Chung et al.		8,429,625	B2	4/2013	Liege	
7,210,139	B2	4/2007	Hobson et al.		8,437,407	B2	5/2013	Rosenzweig et al.	
7,218,645	B2	5/2007	Lotter et al.		8,442,829	B2	5/2013	Chen	
7,219,085	B2	5/2007	Buck et al.		8,479,175	B1	7/2013	Heuler	
7,234,141	B2	6/2007	Coles et al.		8,484,154	B2	7/2013	You et al.	
7,242,988	B1	7/2007	Hoffberg et al.		8,488,683	B2	7/2013	Xue et al.	
7,286,380	B2	10/2007	Hsu et al.		8,502,825	B2	8/2013	Zalewski et al.	
7,317,840	B2	1/2008	DeCegama		8,504,374	B2	8/2013	Potter	
7,333,036	B2	2/2008	Oh et al.		8,510,707	B1	8/2013	Heuler	
7,418,008	B2	8/2008	Lotter et al.		8,515,052	B2	8/2013	Wu	
7,430,578	B2	9/2008	Debes et al.		8,526,623	B2	9/2013	Franck et al.	
7,451,005	B2	11/2008	Hoffberg et al.		8,539,039	B2	9/2013	Sheu et al.	
7,461,426	B2	12/2008	Gould et al.		8,542,732	B1	9/2013	Lewis et al.	
7,496,917	B2	2/2009	Brokenshire et al.		8,549,521	B2	10/2013	Brokenshire et al.	
7,506,135	B1	3/2009	Mimar		8,555,239	B1	10/2013	Heuler	
7,539,714	B2	5/2009	Macy, Jr. et al.		8,559,400	B2	10/2013	Lotter et al.	
7,548,586	B1	6/2009	Mimar		8,565,519	B2	10/2013	Weybrew	
7,565,287	B2	7/2009	Sadri et al.		8,566,259	B2	10/2013	Chong et al.	
7,602,740	B2	10/2009	Master et al.		8,583,263	B2	11/2013	Hoffberg et al.	
7,609,297	B2	10/2009	Master et al.		8,605,910	B2	12/2013	Franck et al.	
7,630,569	B2	12/2009	DeCegama		8,620,772	B2	12/2013	Owen	
7,650,319	B2	1/2010	Hoffberg et al.		8,676,574	B2	3/2014	Kalinli	
7,657,881	B2	2/2010	Nagendra et al.		8,688,959	B2	4/2014	Macy, Jr. et al.	
7,665,041	B2	2/2010	Wilson et al.		8,693,534	B1	4/2014	Lewis et al.	
7,689,935	B2	3/2010	Gould et al.		8,700,552	B2	4/2014	Yu et al.	
7,742,531	B2	6/2010	Xue et al.		8,713,285	B2	4/2014	Rakib et al.	
7,777,749	B2	8/2010	Chung et al.		8,719,437	B1	5/2014	Bazzarella, Jr. et al.	
7,805,477	B2	9/2010	Oh et al.		8,731,945	B2	5/2014	Potter	
7,813,822	B1	10/2010	Hoffberg		8,745,541	B2	6/2014	Wilson et al.	
7,840,778	B2	11/2010	Hobson et al.		8,755,515	B1	6/2014	Wu	
7,890,549	B2	2/2011	Elad et al.		8,756,061	B2	6/2014	Kalinli et al.	
7,890,648	B2	2/2011	Gould et al.		8,759,661	B2	6/2014	Van Buskirk et al.	
7,904,187	B2	3/2011	Hoffberg et al.		8,762,852	B2	6/2014	Davis et al.	
7,908,244	B2	3/2011	Royo et al.		8,768,097	B2	7/2014	Wang et al.	
					8,768,142	B1	7/2014	Ju et al.	
					8,788,951	B2	7/2014	Zalewski et al.	
					8,789,144	B2	7/2014	Mazzaferri et al.	
					8,811,470	B2	8/2014	Kimura et al.	
					8,819,172	B2	8/2014	Davis et al.	
					8,825,482	B2	9/2014	Hernandez-Abrego et al.	

(56)

References Cited**U.S. PATENT DOCUMENTS**

8,831,279 B2	9/2014	Rodriguez et al.	9,720,692 B2	8/2017	Julier et al.
8,831,760 B2	9/2014	Gupta et al.	9,727,042 B2	8/2017	Hoffberg-Borghesani et al.
8,849,088 B2	9/2014	Sasaki et al.	9,804,848 B2	10/2017	Julier et al.
8,861,898 B2	10/2014	Candelore et al.	9,824,668 B2	11/2017	Deering et al.
8,862,909 B2	10/2014	Branover et al.	9,830,950 B2	11/2017	Rodriguez et al.
8,867,731 B2	10/2014	Lum et al.	9,832,543 B1	11/2017	Wu
8,908,631 B2	12/2014	Jing et al.	9,858,076 B2	1/2018	Macy, Jr. et al.
8,935,468 B2	1/2015	Maydan et al.	9,883,040 B2	1/2018	Strong et al.
8,949,633 B2	2/2015	Belmont et al.	9,888,051 B1	2/2018	Rosenzweig et al.
8,972,984 B2	3/2015	Meisner et al.	9,891,883 B2	2/2018	Sharma et al.
8,988,970 B2	3/2015	O'Donovan et al.	9,930,186 B2	3/2018	Bandyopadhyay et al.
9,002,998 B2	4/2015	Master et al.	9,940,922 B1	4/2018	Schissler et al.
9,015,093 B1	4/2015	Commons	9,977,644 B2	5/2018	Schissler et al.
9,036,902 B2	5/2015	Nathan et al.	9,986,324 B2	5/2018	Pergament et al.
9,047,090 B2	6/2015	Kottilingal et al.	10,003,550 B1	6/2018	Babcock et al.
9,053,562 B1	6/2015	Rabin et al.	10,038,783 B2	7/2018	Wilcox et al.
9,064,496 B1	6/2015	Wu	10,049,657 B2	8/2018	Kalinli-Akbacak
9,075,697 B2	7/2015	Powell et al.	10,051,298 B2	8/2018	Bear et al.
9,076,449 B2	7/2015	Rathi	10,055,733 B2	8/2018	Hanna
9,105,083 B2	8/2015	Rhoads et al.	10,083,689 B2	9/2018	Bocklet et al.
9,124,798 B2	9/2015	Hanna	10,127,042 B2	11/2018	Yap et al.
9,124,850 B1	9/2015	Stevenson et al.	10,127,624 B1	11/2018	Lassahn et al.
9,143,780 B1	9/2015	Lewis et al.	10,127,925 B1	11/2018	Wu
9,148,664 B1	9/2015	Lewis et al.	10,141,009 B2	11/2018	Khoury et al.
9,172,923 B1	10/2015	Prins et al.	10,141,033 B2	11/2018	Hinton et al.
9,183,580 B2	11/2015	Rhoads et al.	10,142,463 B2	11/2018	Douglas
9,185,379 B2	11/2015	Gould et al.	10,152,822 B2	12/2018	Surti et al.
9,202,254 B2	12/2015	Rodriguez et al.	10,153,011 B2	12/2018	Hinton et al.
9,210,266 B2	12/2015	Lum et al.	10,157,162 B2	12/2018	Chen
9,218,530 B2	12/2015	Davis et al.	10,163,468 B2	12/2018	Hinton et al.
9,225,822 B2	12/2015	Davis et al.	10,166,999 B1	1/2019	Weng
9,229,718 B2	1/2016	Macy, Jr. et al.	10,170,115 B2	1/2019	Bocklet et al.
9,229,719 B2	1/2016	Macy, Jr. et al.	10,170,165 B2	1/2019	Hinton et al.
9,239,951 B2	1/2016	Hoffberg et al.	10,181,339 B2	1/2019	Rodriguez et al.
9,240,021 B2	1/2016	Rodriguez	10,185,670 B2	1/2019	Litichever et al.
9,247,226 B2	1/2016	Gould et al.	10,223,112 B2	3/2019	Abraham et al.
9,251,115 B2	2/2016	Bursell	10,228,909 B2	3/2019	Anderson et al.
9,251,783 B2	2/2016	Kalinli-Akbacak et al.	10,229,670 B2	3/2019	You et al.
9,270,678 B2	2/2016	Mazzaferri et al.	10,255,911 B2	4/2019	Malinowski et al.
9,292,895 B2	3/2016	Rodriguez et al.	10,263,842 B2	4/2019	Bursell
9,293,109 B2	3/2016	Duluk, Jr. et al.	10,275,216 B2	4/2019	Anderson et al.
9,324,335 B2	4/2016	Rathi	10,306,249 B2	5/2019	Prins et al.
9,330,427 B2	5/2016	Conwell	10,319,374 B2	6/2019	Catanzaro et al.
9,354,778 B2	5/2016	Cornaby et al.	10,325,397 B2	6/2019	Imbruce et al.
9,361,259 B2	6/2016	Kimura et al.	10,331,451 B2	6/2019	Yap et al.
9,367,886 B2	6/2016	Davis et al.	10,332,509 B2	6/2019	Catanzaro et al.
9,384,009 B2	7/2016	Belmont et al.	10,334,348 B2	6/2019	Pergament et al.
9,405,363 B2	8/2016	Hernandez-Abrego et al.	10,361,802 B1	7/2019	Hoffberg-Borghesani et al.
9,405,501 B2	8/2016	Ahmed et al.	10,362,172 B2	7/2019	Strong et al.
9,411,983 B2	8/2016	Mangalampalli et al.	10,376,785 B2	8/2019	Hernandez-Abrego et al.
9,418,616 B2	8/2016	Duluk, Jr. et al.	10,382,623 B2	8/2019	Lev-Tov et al.
9,424,618 B2	8/2016	Rodriguez	10,387,148 B2	8/2019	Ould-Ahmed-Vall et al.
9,456,131 B2	9/2016	Tran	10,387,149 B2	8/2019	Ould-Ahmed-Vall et al.
9,477,472 B2	10/2016	Macy, Jr. et al.	10,388,272 B1	8/2019	Thomson et al.
9,478,256 B1	10/2016	Ju et al.	10,389,982 B1	8/2019	Fu et al.
9,484,046 B2	11/2016	Knudson et al.	10,389,983 B1	8/2019	Fu et al.
9,495,526 B2	11/2016	Hanna	10,424,048 B1	9/2019	Calhoun et al.
9,501,281 B2	11/2016	Gopal et al.	10,424,289 B2	9/2019	Kalinli-Akbacak
9,516,022 B2	12/2016	Borzycki et al.	10,425,222 B2	9/2019	Gueron et al.
9,520,128 B2	12/2016	Bauer et al.	10,447,468 B2	10/2019	Gueron et al.
9,535,563 B2	1/2017	Hoffberg et al.	10,452,398 B2	10/2019	Hughes et al.
9,547,873 B2	1/2017	Rhoads	10,452,555 B2	10/2019	Hughes
9,552,130 B2	1/2017	Momchilov	10,455,088 B2	10/2019	Tapuhi et al.
RE46,310 E	2/2017	Hoffberg et al.	10,459,685 B2	10/2019	Sharma et al.
9,569,778 B2	2/2017	Hanna	10,459,877 B2	10/2019	Uliel et al.
9,575,765 B2	2/2017	Forsyth et al.	10,467,144 B2	11/2019	Hughes
9,600,919 B1	3/2017	Imbruce et al.	10,469,249 B2	11/2019	Gueron et al.
9,632,792 B2	4/2017	Forsyth et al.	10,469,664 B2	11/2019	Pirat et al.
9,648,169 B2	5/2017	Lum et al.	10,474,466 B2	11/2019	Macy, Jr. et al.
9,667,985 B1	5/2017	Prins et al.	10,476,667 B2	11/2019	Gueron et al.
9,672,811 B2	6/2017	Kalinli-Akbacak	10,482,177 B2	11/2019	Hahn
9,673,985 B2	6/2017	Mangalampalli et al.	10,510,000 B1	12/2019	Commons
9,678,753 B2	6/2017	Macy, Jr. et al.	10,511,708 B2	12/2019	Rangarajan et al.
9,692,908 B1	6/2017	Wu	10,517,021 B2	12/2019	Feldman et al.
9,706,292 B2	7/2017	Duraiswami et al.	10,524,024 B1	12/2019	Wu
			10,536,672 B2	1/2020	Fu et al.
			10,536,673 B2	1/2020	Noone
			10,542,135 B2	1/2020	Douglas
			10,547,497 B1	1/2020	Mostafa et al.

(56)

References Cited

U.S. PATENT DOCUMENTS

10,547,811 B2	1/2020	Tran	2007/0053513 A1	3/2007	Hoffberg
10,547,812 B2	1/2020	Tran	2007/0061022 A1	3/2007	Hoffberg-Borghesani et al.
10,559,307 B1	2/2020	Khaleghi	2007/0061023 A1	3/2007	Hoffberg et al.
10,565,354 B2	2/2020	Ray et al.	2007/0061142 A1	3/2007	Hernandez-Abrego et al.
10,572,251 B2	2/2020	Kapoor et al.	2007/0061735 A1	3/2007	Hoffberg et al.
10,573,312 B1	2/2020	Thomson et al.	2007/0070038 A1	3/2007	Hoffberg et al.
RE47,908 E	3/2020	Hoffberg et al.	2007/0070079 A1	3/2007	Chung et al.
10,579,219 B2	3/2020	Momchilov	2007/0070734 A1	3/2007	Hsu et al.
10,581,594 B2	3/2020	Wolrich et al.	2007/0106684 A1	5/2007	Gould et al.
10,587,800 B2	3/2020	Boyce et al.	2007/0110053 A1	5/2007	Soni et al.
10,650,807 B2	5/2020	Bocklet et al.	2007/0113038 A1	5/2007	Hobson et al.
10,657,779 B2	5/2020	Weber et al.	2007/0147568 A1	6/2007	Harris et al.
10,658,007 B2	5/2020	Davis et al.	2007/0230586 A1	10/2007	Shen et al.
RE48,056 E	6/2020	Hoffberg et al.	2007/0250681 A1	10/2007	Horvath et al.
10,672,383 B1	6/2020	Thomson et al.	2007/0286275 A1	12/2007	Kimura et al.
10,678,851 B2	6/2020	Tcherechansky et al.	2008/0059763 A1	3/2008	Bivolarski
10,681,313 B1	6/2020	Day	2008/0068389 A1	3/2008	Bakalash et al.
10,687,145 B1	6/2020	Campbell	2008/0089672 A1	4/2008	Gould et al.
10,714,077 B2	7/2020	Song et al.	2008/0092049 A1	4/2008	Gould et al.
10,715,656 B2	7/2020	Douglas	2008/0133895 A1	6/2008	Sivtsov et al.
10,715,793 B1	7/2020	Rabin et al.	2008/0163255 A1	7/2008	Munoz et al.
10,719,433 B2	7/2020	Lassahn et al.	2008/0168443 A1	7/2008	Brokenshire et al.
10,726,792 B2	7/2020	Runyan et al.	2008/0193050 A1	8/2008	Weybrew
10,732,970 B2	8/2020	Abraham et al.	2008/0214253 A1	9/2008	Gillo et al.
10,733,116 B2	8/2020	Litichever et al.	2008/0215679 A1	9/2008	Gillo et al.
10,735,848 B2	8/2020	Pergament et al.	2008/0215971 A1	9/2008	Gillo et al.
10,755,718 B2	8/2020	Ge et al.	2008/0215972 A1	9/2008	Zalewski et al.
10,757,161 B2	8/2020	Murgia et al.	2008/0226119 A1	9/2008	Candelore et al.
10,777,050 B2	9/2020	ap Dafydd et al.	2008/0235582 A1	9/2008	Zalewski et al.
10,803,381 B2	10/2020	Rozen et al.	2008/0281915 A1	11/2008	Elad et al.
10,803,883 B1	10/2020	Wu	2009/0016691 A1	1/2009	Gould et al.
2002/0012398 A1	1/2002	Zhou et al.	2009/0028347 A1	1/2009	Duraiswami et al.
2002/0022927 A1	2/2002	Lemelson et al.	2009/0055744 A1	2/2009	Sawada et al.
2002/0064139 A1	5/2002	Bist et al.	2009/0119379 A1	5/2009	Read et al.
2002/0072898 A1	6/2002	Takamizawa	2009/0132243 A1	5/2009	Suzuki
2002/0085648 A1	7/2002	Burns et al.	2009/0154690 A1	6/2009	Wu
2002/0095617 A1	7/2002	Norman	2009/0160863 A1	6/2009	Frank
2002/0151992 A1	10/2002	Hoffberg et al.	2009/0196280 A1	8/2009	Rofougaran
2002/0165709 A1	11/2002	Sadri et al.	2009/0197642 A1	8/2009	Rofougaran et al.
2003/0009656 A1	1/2003	Yamamura	2009/0198855 A1	8/2009	Rofougaran et al.
2003/0105788 A1	6/2003	Chatterjee	2009/0208189 A1	8/2009	Sasaki et al.
2003/0115381 A1	6/2003	Coles et al.	2009/0216641 A1	8/2009	Hubbard
2003/0151608 A1	8/2003	Chung et al.	2009/0238479 A1	9/2009	Jaggi et al.
2003/0179941 A1	9/2003	DeCegama	2009/0259463 A1	10/2009	Sadri et al.
2003/0219034 A1	11/2003	Lotter et al.	2009/0265523 A1	10/2009	Macy, Jr. et al.
2004/0001501 A1*	1/2004	Delveaux H04L 12/4625 370/442	2009/0268945 A1	10/2009	Wilson et al.
2004/0001704 A1	1/2004	Chan et al.	2009/0274202 A1	11/2009	Hanke et al.
2004/0022416 A1	2/2004	Lemelson et al.	2009/0276606 A1	11/2009	Mimar
2004/0054878 A1*	3/2004	Debes G06F 17/147 712/221	2009/0316798 A1	12/2009	Mimar
2004/0189720 A1	9/2004	Wilson et al.	2009/0327661 A1	12/2009	Sperber et al.
2004/0233930 A1	11/2004	Colby	2010/0011042 A1	1/2010	Debes et al.
2004/0267856 A1*	12/2004	Macy, Jr. G06F 9/3001 708/524	2010/0054701 A1	3/2010	DeCegama
2005/0055208 A1	3/2005	Kibkalo et al.	2010/0070904 A1	3/2010	Zigon et al.
2005/0062746 A1	3/2005	Kataoka et al.	2010/0076642 A1	3/2010	Hoffberg et al.
2005/0071526 A1	3/2005	Brokenshire et al.	2010/0092156 A1	4/2010	McCrossan et al.
2005/0125369 A1	6/2005	Buck et al.	2010/0104263 A1	4/2010	McCrossan et al.
2005/0166227 A1	7/2005	Joshi	2010/0111429 A1	5/2010	Wang et al.
2005/0222841 A1	10/2005	McDowell	2010/0198592 A1	8/2010	Potter
2005/0265577 A1	12/2005	DeCegama	2010/0208905 A1	8/2010	Franck et al.
2006/0100865 A1	5/2006	Sadri et al.	2010/0211391 A1	8/2010	Chen
2006/0136712 A1	6/2006	Nagendra et al.	2010/0217835 A1	8/2010	Rofougaran
2006/0140098 A1	6/2006	Champion et al.	2010/0232370 A1	9/2010	Jing et al.
2006/0155398 A1	7/2006	Hoffberg et al.	2010/0232371 A1	9/2010	Jing et al.
2006/0193383 A1	8/2006	Alvarez et al.	2010/0232396 A1	9/2010	Jing et al.
2006/0200253 A1	9/2006	Hoffberg et al.	2010/0232447 A1	9/2010	Jing et al.
2006/0200259 A1	9/2006	Hoffberg et al.	2010/0257089 A1	10/2010	Johnson
2006/0212613 A1	9/2006	Stewart	2011/0043518 A1	2/2011	Von Borries et al.
2006/0239471 A1	10/2006	Mao et al.	2011/0054915 A1	3/2011	Oh et al.
2006/0253288 A1	11/2006	Chu et al.	2011/0066578 A1	3/2011	Chong et al.
2007/0024472 A1	2/2007	Oh et al.	2011/0082877 A1	4/2011	Gupta et al.
2007/0027695 A1	2/2007	Oh et al.	2011/0103488 A1	5/2011	Xue et al.
2007/0050834 A1	3/2007	Royo et al.	2011/0145184 A1	6/2011	You et al.
			2011/0156896 A1	6/2011	Hoffberg et al.
			2011/0167110 A1	7/2011	Hoffberg et al.
			2011/0222372 A1	9/2011	O'Donovan et al.
			2011/0314093 A1	12/2011	Sheu et al.
			2012/0011170 A1	1/2012	Elad et al.
			2012/0028712 A1	2/2012	Zuili
			2012/0036016 A1	2/2012	Hoffberg et al.

(56)

References Cited

U.S. PATENT DOCUMENTS

2012/0116559 A1	5/2012	Davis et al.	2015/0281853 A1	10/2015	Eisner et al.
2012/0134548 A1	5/2012	Rhoads et al.	2015/0286873 A1	10/2015	Davis et al.
2012/0150651 A1	6/2012	Hoffberg et al.	2015/0310872 A1	10/2015	Rathi
2012/0166187 A1	6/2012	Van Buskirk et al.	2016/0034248 A1	2/2016	Schissler et al.
2012/0208592 A1	8/2012	Davis et al.	2016/0086600 A1	3/2016	Bauer et al.
2012/0210233 A1	8/2012	Davis et al.	2016/0094491 A1	3/2016	Fedorov et al.
2012/0224743 A1	9/2012	Rodriguez et al.	2016/0103788 A1	4/2016	Forsyth et al.
2012/0253812 A1	10/2012	Kalinli et al.	2016/0104165 A1	4/2016	Hanna
2012/0259638 A1	10/2012	Kalinli	2016/0110196 A1	4/2016	Forsyth et al.
2012/0268241 A1	10/2012	Hanna et al.	2016/0127184 A1	5/2016	Bursell
2012/0277893 A1	11/2012	Davis et al.	2016/0165051 A1	6/2016	Lum et al.
2012/0280908 A1	11/2012	Rhoads et al.	2016/0247160 A1	8/2016	Hanna
2012/0282905 A1	11/2012	Owen	2016/0254006 A1	9/2016	Rathi
2012/0282911 A1	11/2012	Davis et al.	2016/0310847 A1	10/2016	Hernandez-Abrego et al.
2012/0284012 A1	11/2012	Rodriguez et al.	2016/0322082 A1	11/2016	Davis et al.
2012/0284122 A1	11/2012	Brandis	2016/0337426 A1	11/2016	Shribman et al.
2012/0284339 A1	11/2012	Rodriguez	2016/0378427 A1	12/2016	Sharma et al.
2012/0284593 A1	11/2012	Rodriguez	2017/0019660 A1	1/2017	Deering et al.
2012/0288114 A1	11/2012	Duraiswami et al.	2017/0025119 A1	1/2017	Song et al.
2012/0293643 A1	11/2012	Hanna	2017/0038929 A1	2/2017	Momchilov
2012/0297383 A1	11/2012	Meisner et al.	2017/0060857 A1	3/2017	Imbruce et al.
2013/0006617 A1	1/2013	Sadri et al.	2017/0109162 A1	4/2017	Yap et al.
2013/0018701 A1	1/2013	Dusig et al.	2017/0111506 A1	4/2017	Strong et al.
2013/0031177 A1	1/2013	Willis et al.	2017/0111515 A1	4/2017	Bandyopadhyay et al.
2013/0086185 A1	4/2013	Desmarais et al.	2017/0147343 A1	5/2017	Yap et al.
2013/0138589 A1	5/2013	Yu et al.	2017/0148431 A1	5/2017	Catanzaro et al.
2013/0145180 A1	6/2013	Branover et al.	2017/0148433 A1	5/2017	Catanzaro et al.
2013/0152002 A1	6/2013	Menczel et al.	2017/0192785 A1	7/2017	Uliel et al.
2013/0162752 A1	6/2013	Herz et al.	2017/0193685 A1	7/2017	Imbruce et al.
2013/0169838 A1	7/2013	Rodriguez et al.	2017/0220929 A1	8/2017	Rozen et al.
2013/0183952 A1	7/2013	Davis et al.	2017/0236006 A1	8/2017	Davis et al.
2013/0243203 A1	9/2013	Franck et al.	2017/0238002 A1	8/2017	Prins et al.
2013/0298033 A1	11/2013	Momchilov	2017/0251295 A1	8/2017	Pergament et al.
2013/0317816 A1	11/2013	Potter	2017/0263240 A1	9/2017	Kalinli-Akbacak
2014/0032624 A1	1/2014	Zohar et al.	2017/0323638 A1	11/2017	Malinowski et al.
2014/0032881 A1	1/2014	Zohar et al.	2017/0351664 A1	12/2017	Hahn
2014/0046673 A1	2/2014	Rathi	2017/0371829 A1	12/2017	Chen
2014/0047251 A1	2/2014	Kottilingal et al.	2018/0007587 A1	1/2018	Feldman et al.
2014/0053161 A1	2/2014	Sadowski	2018/0039497 A1	2/2018	Ould-Ahmed-Vall et al.
2014/0055559 A1	2/2014	Huang et al.	2018/0041631 A1	2/2018	Douglas
2014/0085501 A1	3/2014	Tran	2018/0052686 A1	2/2018	Ould-Ahmed-Vall et al.
2014/0105022 A1	4/2014	Soni et al.	2018/0063325 A1	3/2018	Wilcox et al.
2014/0109210 A1	4/2014	Borzycki et al.	2018/0077380 A1	3/2018	Tran
2014/0126715 A1	5/2014	Lum et al.	2018/0088943 A1	3/2018	Abraham et al.
2014/0149112 A1	5/2014	Kalinli-Akbacak	2018/0115751 A1	4/2018	Noone
2014/0156274 A1	6/2014	You et al.	2018/0122429 A1	5/2018	Hinton et al.
2014/0173452 A1	6/2014	Hoffberg et al.	2018/0122430 A1	5/2018	Hinton et al.
2014/0176588 A1	6/2014	Duluk, Jr. et al.	2018/0122432 A1	5/2018	Hinton et al.
2014/0176589 A1	6/2014	Duluk, Jr. et al.	2018/0122433 A1	5/2018	Hinton et al.
2014/0189231 A1	7/2014	Maydan et al.	2018/0144435 A1	5/2018	Chen et al.
2014/0211718 A1	7/2014	Jing et al.	2018/0152561 A1	5/2018	Strong et al.
2014/0258446 A1	9/2014	Bursell	2018/0158463 A1	6/2018	Ge et al.
2014/0289816 A1	9/2014	Mazzafferri et al.	2018/0174620 A1	6/2018	Davis et al.
2014/0300758 A1	10/2014	Tran	2018/0182388 A1	6/2018	Bocklet et al.
2014/0310442 A1	10/2014	Kimura et al.	2018/0198838 A1	7/2018	Murgia et al.
2014/0320021 A1	10/2014	Conwell	2018/0225091 A1	8/2018	Anderson et al.
2014/0324596 A1	10/2014	Rodriguez	2018/0225092 A1	8/2018	Anderson et al.
2014/0324833 A1	10/2014	Davis et al.	2018/0225217 A1	8/2018	Hughes
2014/0347272 A1	11/2014	Hernandez-Abrego et al.	2018/0225218 A1	8/2018	Hughes
2014/0357312 A1	12/2014	Davis et al.	2018/0225230 A1	8/2018	Litichever et al.
2014/0369550 A1	12/2014	Davis et al.	2018/0246696 A1	8/2018	Sharma et al.
2015/0019530 A1	1/2015	Felch	2018/0261187 A1	9/2018	Barylski et al.
2015/0063557 A1	3/2015	Lum et al.	2018/0270347 A1	9/2018	Rangarajan et al.
2015/0072728 A1	3/2015	Rodriguez et al.	2018/0279036 A1	9/2018	Pergament et al.
2015/0073794 A1	3/2015	Kalinli-Akbacak et al.	2018/0286105 A1	10/2018	Surti et al.
2015/0089197 A1	3/2015	Gopal et al.	2018/0293362 A1	10/2018	Ray et al.
2015/0100809 A1	4/2015	Belmont et al.	2018/0295282 A1	10/2018	Boyce et al.
2015/0121039 A1	4/2015	Macy, Jr. et al.	2018/0299841 A1	10/2018	Appu et al.
2015/0142618 A1	5/2015	Rhoads et al.	2018/0300617 A1	10/2018	McBride et al.
2015/0154023 A1	6/2015	Macy, Jr. et al.	2018/0301095 A1	10/2018	Runyan et al.
2015/0163345 A1	6/2015	Cornaby et al.	2018/0309927 A1	10/2018	Tanner et al.
2015/0178081 A1	6/2015	Julier et al.	2018/0322876 A1	11/2018	Bocklet et al.
2015/0178084 A1	6/2015	Julier et al.	2018/0336464 A1	11/2018	Karras et al.
2015/0193194 A1	7/2015	Ahmed et al.	2018/0353145 A1	12/2018	Simon et al.
2015/0256677 A1	9/2015	Konig et al.	2019/0005943 A1	1/2019	Kalinli-Akbacak
			2019/0036684 A1	1/2019	Gueron et al.
			2019/0043488 A1	2/2019	Booklet et al.
			2019/0065185 A1	2/2019	Kuo
			2019/0082990 A1	3/2019	Poltorak

(56)

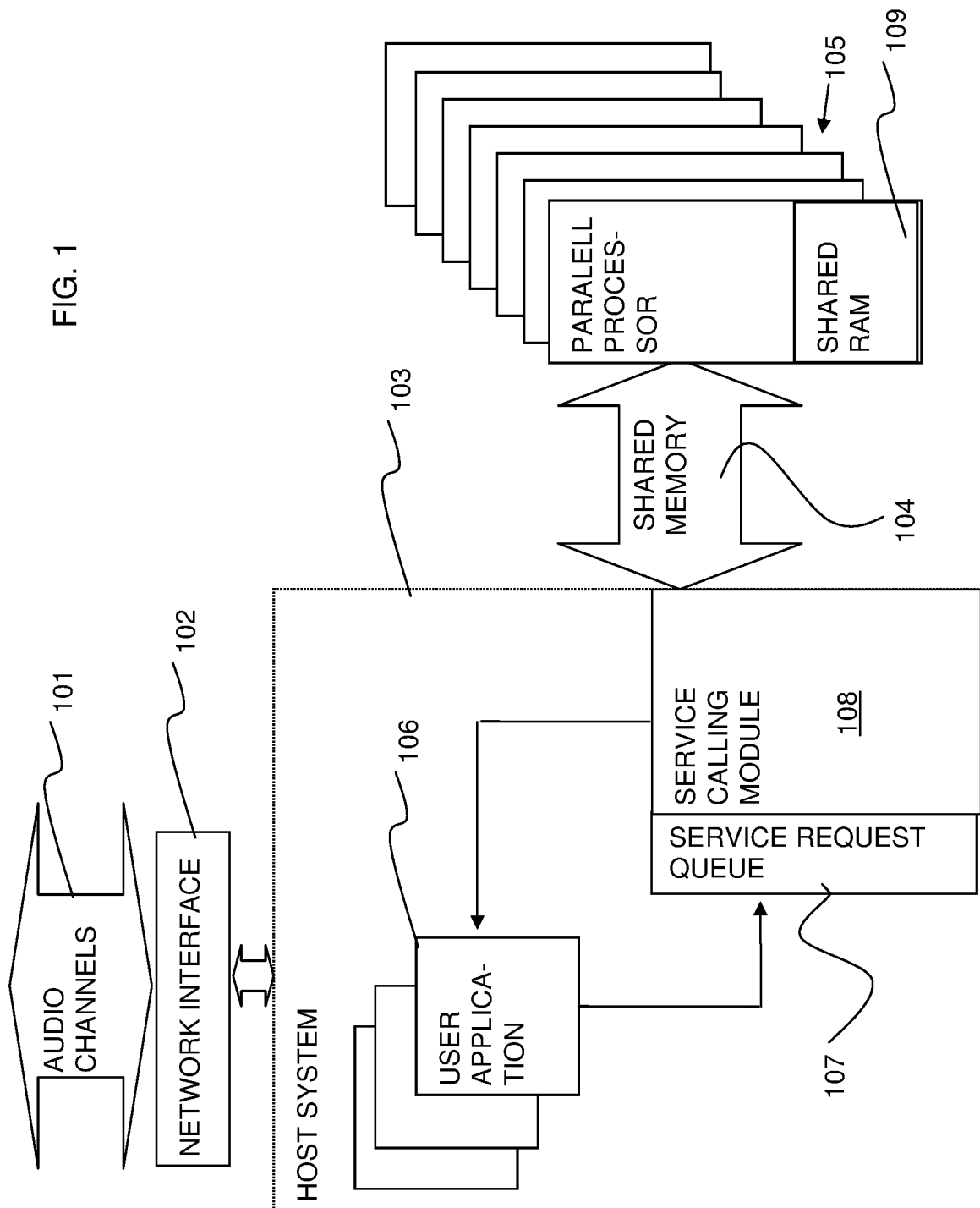
References Cited

U.S. PATENT DOCUMENTS

2019/0087359	A1	3/2019	Litichever et al.	2019/0332869	A1	10/2019	Varekar et al.
2019/0087929	A1	3/2019	Lassahn et al.	2019/0342452	A1	11/2019	Strong et al.
2019/0102187	A1	4/2019	Abraham et al.	2019/0349472	A1	11/2019	Douglas
2019/0108030	A1	4/2019	Corbal San Adrian et al.	2019/0362461	A1	11/2019	George et al.
2019/0109703	A1	4/2019	Gueron et al.	2019/0370644	A1	12/2019	Kenney et al.
2019/0109704	A1	4/2019	Gueron et al.	2019/0378383	A1	12/2019	Buttner et al.
2019/0109705	A1	4/2019	Gueron et al.	2019/0379342	A1	12/2019	Weber et al.
2019/0114176	A1	4/2019	Shifer et al.	2019/0379964	A1	12/2019	Pergament et al.
2019/0116025	A1	4/2019	Wolrich et al.	2019/0379976	A1	12/2019	ap Dafydd et al.
2019/0121643	A1	4/2019	Hughes et al.	2019/0379977	A1	12/2019	Buttner et al.
2019/0130278	A1	5/2019	Karras et al.	2020/0120307	A1	4/2020	Tran
2019/0140978	A1	5/2019	Babcock et al.	2020/0133625	A1	4/2020	Sharma et al.
2019/0141184	A1	5/2019	Douglas	2020/0137635	A1	4/2020	Feldman et al.
2019/0147856	A1	5/2019	Price et al.	2020/0151559	A1	5/2020	Karras et al.
2019/0147884	A1	5/2019	Hirani et al.	2020/0175961	A1	6/2020	Thomson et al.
2019/0199590	A1	6/2019	Bursell	2020/0175962	A1	6/2020	Thomson et al.
2019/0201691	A1	7/2019	Poltorak	2020/0175987	A1	6/2020	Thomson et al.
2019/0222619	A1	7/2019	Shribman et al.	2020/0210473	A1	7/2020	Tcherechansky et al.
2019/0224441	A1	7/2019	Poltorak	2020/0215433	A1	7/2020	Ahmed et al.
2019/0227765	A1	7/2019	Soifer et al.	2020/0220916	A1	7/2020	Ahmed et al.
2019/0237108	A1	8/2019	Davis et al.	2020/0222010	A1	7/2020	Howard
2019/0238954	A1	8/2019	Dawson	2020/0226451	A1	7/2020	Liu et al.
2019/0244225	A1	8/2019	Ravichandran	2020/0243094	A1	7/2020	Thomson et al.
2019/0244611	A1	8/2019	Godambe et al.	2020/0258516	A1	8/2020	Khaleghi
2019/0244613	A1	8/2019	Jonas et al.	2020/0265859	A1	8/2020	LaBosco et al.
2019/0247662	A1	8/2019	Poltroak	2020/0272976	A1	8/2020	Murison et al.
2019/0286441	A1	9/2019	Abraham et al.	2020/0275201	A1	8/2020	LaBosco
2019/0286444	A1	9/2019	Kapoor et al.	2020/0275202	A1	8/2020	LaBosco
2019/0294972	A1	9/2019	Keller et al.	2020/0275203	A1	8/2020	LaBosco
2019/0324752	A1	10/2019	Julier et al.	2020/0275204	A1	8/2020	LaBosco
2019/0327449	A1	10/2019	Fu et al.	2020/0302612	A1	9/2020	Marrero et al.
2019/0332694	A1	10/2019	Tcherechansky et al.	2020/0314569	A1	10/2020	Morgan et al.
				2020/0320023	A1	10/2020	Litichever et al.
				2020/0320177	A1	10/2020	Ray et al.

* cited by examiner

FIG. 1



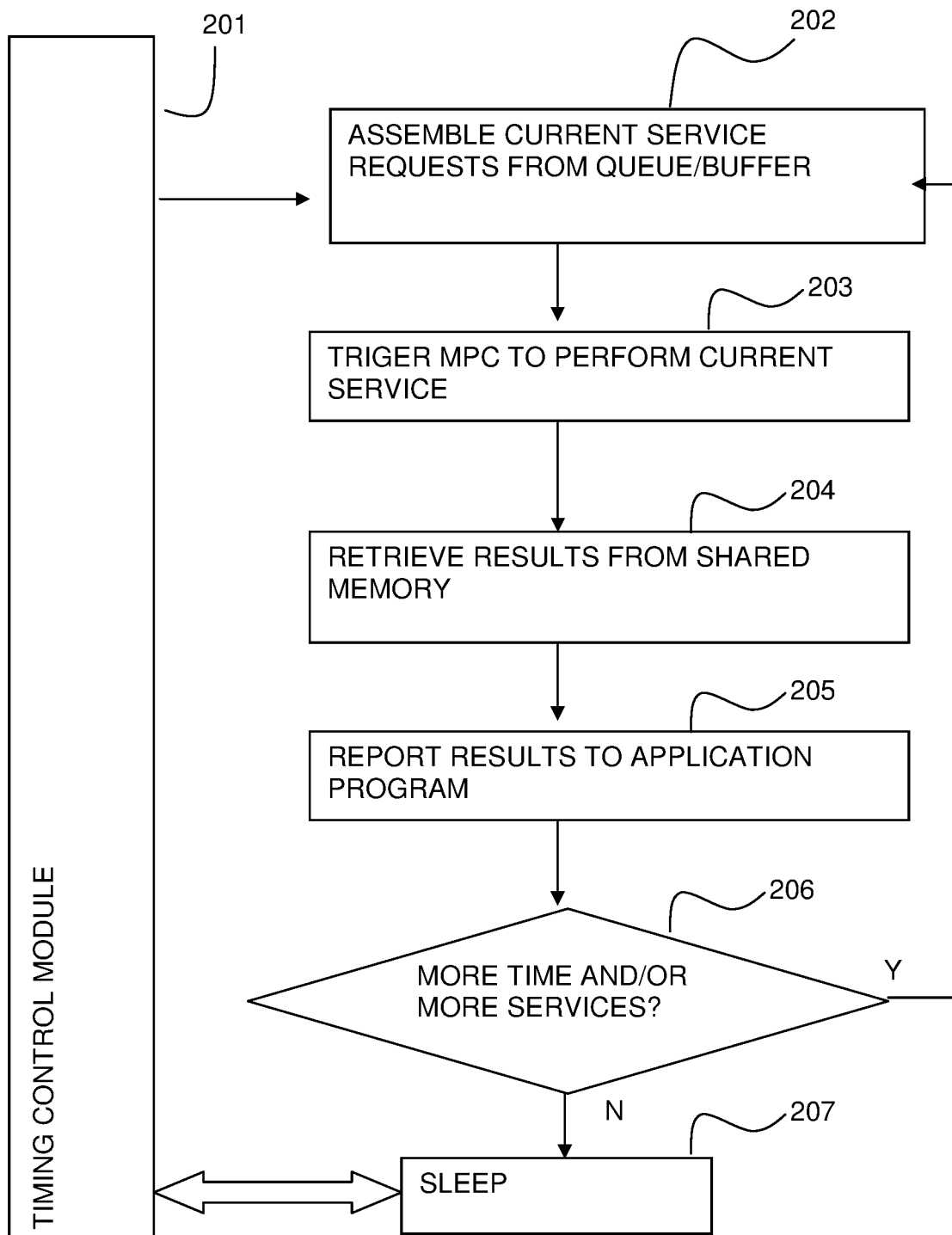


FIG. 2

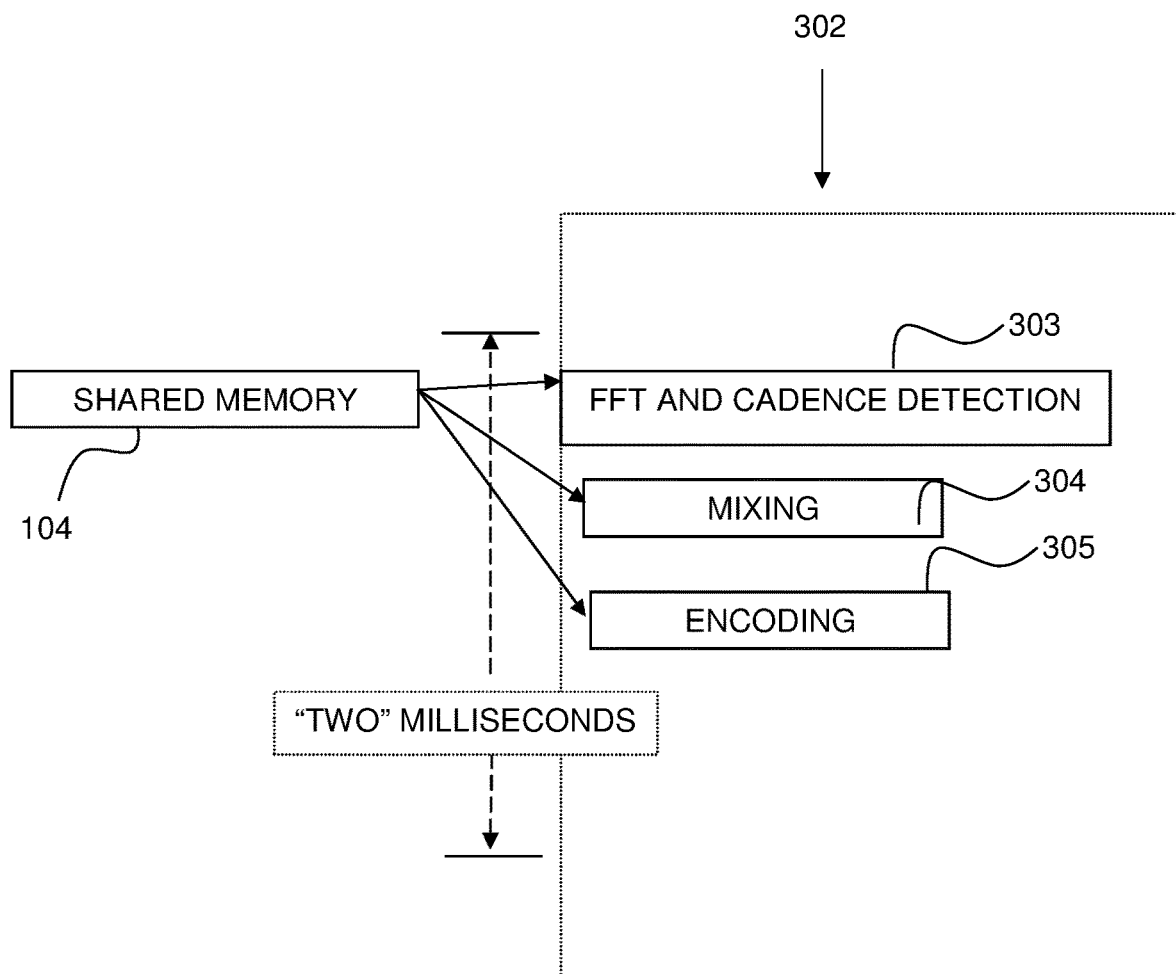


FIG. 3

PARALLEL SIGNAL PROCESSING SYSTEM AND METHOD

RELATED APPLICATIONS

The present application is a:

Division of U.S. patent application Ser. No. 16/186,252, filed Nov. 9, 2018, now U.S. Pat. No. 10,803,883, issued Oct. 13, 2020, which is a

Continuation of U.S. patent application Ser. No. 15/633,211, filed Jun. 26, 2017, now U.S. Pat. No. 10,127,925, issued Nov. 13, 2018, which is a

Continuation of U.S. patent application Ser. No. 14/744,377, filed Jun. 19, 2016, now U.S. Pat. No. 9,692,908, issued Jun. 27, 2017, which is a

Division of U.S. patent application Ser. No. 13/968,522, filed Aug. 16, 2013, now U.S. Pat. No. 9,064,496, issued Jun. 23, 2015, which is a

Division of U.S. patent application Ser. No. 12/337,236, filed Dec. 17, 2008, now U.S. Pat. No. 8,515,052, issued Aug. 20, 2013, which is a

Nonprovisional of, and Claims benefit of priority from U.S. Provisional Patent Application No. 61/014,106, filed Dec. 17, 2007, the entirety of which are each expressly incorporated herein by reference.

BACKGROUND

Field of the Invention

The invention relates to the field of real time digital audio processing, particularly in a telephony switch context.

Background of the Invention

Existing telephone systems, such as the Calltrol Object Telephony Server (OTS™), tend to require relatively expensive special purpose hardware to process hundreds of voice channels simultaneously. More information about this system can be found at www.calltrol.com/newsolutionsforold-challenges.pdf, www.calltrol.com/crmconvergence_saleslogix.pdf, and www.calltrol.com/CalltrolSDKWhitepaper6-02.pdf, each of which is expressly incorporated herein by reference in its entirety.

In many traditional systems, a single dedicated analog or digital circuit is provided for each public switch telephone network (PSTN) line. See, e.g., Consumer Microcircuits Limited CMX673 datasheet, Clare M-985-01 datasheet. In other types of systems, the call progress tone analyzer may be statistically shared between multiple channels, imposing certain limitations and detection latencies.

Digital signal processor algorithms are also known for analyzing call progress tones (CPT). See, e.g., Manish Marwah and Sharmistha Das, "UNICA—A Unified Classification Algorithm For Call Progress Tones" (Avaya Labs, University of Colorado), expressly incorporated herein by reference.

Call progress tone signals provide information regarding the status or progress of a call to customers, operators, and connected equipment. In circuit-associated signaling, these audible tones are transmitted over the voice path within the frequency limits of the voice band. The four most common call progress tones are: Dial tone; Busy tone; Audible ringback; and Reorder tone. In addition to these, there are a number of other defined tones, including for example the 12 DTMF codes on a normal telephone keypad. There may be, for example, about 53 different tones supported by a system.

A call progress tone detector, may additionally respond to cue indicating Cessation of ringback; Presence/cessation of voice; Special Information Tones (SITs); and Pager cue tones. Collectively, call progress tones and these other audible signals are referred to as call progress events. Call progress tone generation/detection in the network is generally based on a Precise Tone Plan. In the plan, four distinctive tones are used singly or in combination to produce unique progress tone signals. These tones are 350 Hz, 440 Hz, 480 Hz and 620 Hz. Each call progress tone is defined by the frequencies used and a specific on/off temporal pattern.

The ITU-T E.180 and E.182 recommendations define the technical characteristics and intended usage of some of these tones: busy tone or busy signal; call waiting tone; comfort tone; conference call tone; confirmation tone; congestion tone; dial tone; end of three-party service tone (three-way calling); executive override tone; holding tone; howler tone; intercept tone; intrusion tone; line lock-out tone; negative indication tone; notify tone; number unobtainable tone; pay tone; payphone recognition tone; permanent signal tone; preemption tone; queue tone; recall dial tone; record tone; ringback tone or ringing tone; ringtone or ringing signal; second dial tone; special dial tone; special information tone (SIT); waiting tone; warning tone; Acceptance tone; Audible ring tone; Busy override warning tone; Busy verification tone; Engaged tone; Facilities tone; Fast busy tone; Function acknowledge tone; Identification tone; Intercept tone; Permanent signal tone; Positive indication tone; Re-order tone; Refusal tone; Ringback tone; Route tone; Service activated tone; Special ringing tone; Stutter dial tone; Switching tone; Test number tone; Test tone; and Trunk offering tone. In addition, signals sent to the PSTN include Answer tone; Calling tone; Guard tone; Pulse (loop disconnect) dialing; Tone (DTMF) dialing, and other signals from the PSTN include Billing (metering) signal; DC conditions; and Ringing signal. The tones, cadence, and tone definitions, may differ between different countries, carriers, types of equipment, etc. See, e.g., Annex to ITU Operational Bulletin No. 781-1.11.2003. Various Tones Used In National Networks (According To ITU-T Recommendation E.180) (03/1998).

Characteristics for the call progress events are shown in Table 1.

TABLE 1

Call Progress Event	Characteristics Name	Frequencies (Hz)	Temporal Pattern	Event Reported After
Dial Tone		350 + 440	Steady tone	Approximately 0.75 seconds
Busy Tone		480 + 620	0.5 seconds on/ 0.5 seconds off	2 cycles of precise, 3 cycles of nonprecise
Detection Audible		440 + 480	2 seconds on/ 4 seconds off	2 cycles of precise or nonprecise
Ringback		—	—	3 to 6.5 seconds after ringback detected
Cessation		—	—	—
Reorder		480 + 620	0.25 seconds on/ 0.25 seconds off	2 cycles of precise, 3 cycles of nonprecise
Detection Voice		200 to 3400	—	Approximately 0.25 to 0.50 seconds
Cessation		—	—	Approximately 0.5 to 1.0 seconds after voice detected
Special Information Tones (SITs)		See Table 2.	See Table 2.	Approximately 0.25 to 0.75 seconds

TABLE 1-continued

Call Progress Event Characteristics			
Name	Frequencies (Hz)	Temporal Pattern	Event Reported After
Pager Cue Tones	1400	3 to 4 tones at 0.1 to 0.125 intervals	2 cycles of precise or any pattern of 1400-Hz signals

Dial tone indicates that the CO is ready to accept digits from the subscriber. In the precise tone plan, dial tone consists of 350 Hz plus 440 Hz. The system reports the presence of precise dial tone after approximately 0.75 seconds of steady tone. Nonprecise dial tone is reported after the system detects a burst of raw energy lasting for approximately 3 seconds.

Busy tone indicates that the called line has been reached but it is engaged in another call. In the precise tone plan, busy tone consists of 480 Hz plus 620 Hz interrupted at 60 ipm (interruptions per minute) with a 0.5 seconds on/0.5 seconds off temporal pattern. The system reports the presence of precise busy tone after approximately two cycles of this pattern. Nonprecise busy tone is reported after three cycles.

Audible ringback (ring tone) is returned to the calling party to indicate that the called line has been reached and power ringing has started. In the precise tone plan, audible ringback consists of 440 Hz plus 480 Hz with a 2 seconds on/4 seconds off temporal pattern. The system reports the presence of precise audible ringback after two cycles of this pattern.

Outdated equipment in some areas may produce nonprecise, or dirty ringback. Nonprecise ringback is reported after two cycles of a 1 to 2.5 seconds on, 2.5 to 4.5 seconds off pattern of raw energy. The system may report dirty ringback as voice detection, unless voice detection is specifically ignored during this period. The system reports ringback cessation after 3 to 6.5 seconds of silence once ringback has been detected (depending at what point in the ringback cycle the CPA starts listening).

Reorder (Fast Busy) tone indicates that the local switching paths to the calling office or equipment serving the customer are busy or that a toll circuit is not available. In the precise tone plan, reorder consists of 480 Hz plus 620 Hz interrupted at 120 ipm (interruptions per minute) with a 0.25 seconds on/0.25 seconds off temporal pattern. The system reports the presence of precise reorder tone after two cycles of this pattern. Nonprecise reorder tone is reported after three cycles.

Voice detection has multiple uses, and can be used to detect voice as an answer condition, and also to detect machine-generated announcements that may indicate an error condition. Voice presence can be detected after approximately 0.25 to 0.5 seconds of continuous human speech falling within the 200-Hz to 3400-Hz voiceband (although the PSTN only guarantees voice performance between 300 Hz to 800 Hz. A voice cessation condition may be determined, for example, after approximately 0.5 to 1.0 seconds of silence once the presence of voice has been detected.

Special Information Tones (SITs) indicate network conditions encountered in both the Local Exchange Carrier (LEC) and Inter-Exchange Carrier (IXC) networks. The tones alert the caller that a machine-generated announcement follows (this announcement describes the network condition). Each SIT consists of a precise three-tone

sequence: the first tone is either 913.8 Hz or 985.2 Hz, the second tone is either 1370.6 Hz or 1428.5 Hz, and the third is always 1776.7 Hz. The duration of the first and second tones can be either 274 ms or 380 ms, while the duration of the third remains a constant 380 ms. The names, descriptions and characteristics of the four most common SITs are summarized in Table 2.

TABLE 2

Special Information Tones (SITs)		First Tone Frequency Duration		Second Tone Frequency Duration		Third Tone Frequency Duration	
Name	Description	(Hz)	(ms)	(Hz)	(ms)	(Hz)	(ms)
NC ¹	No circuit found	985.2	380	1428.5	380	1776.7	380
IC	Operator intercept	913.8	274	1370.6	274	1776.7	380
VC	Vacant circuit (non-registered number)	985.2	380	1370.6	274	1776.7	380
RO ¹	Reorder (system busy)	913.8	274	1428.5	380	1776.7	380

¹Tone frequencies shown indicate conditions that are the responsibility of the BOC intra-LATA carrier. Conditions occurring on inter-LATA carriers generate SITs with different first and second tone frequencies

Pager cue tones are used by pager terminal equipment to signal callers or connected equipment to enter the callback number (this number is then transmitted to the paged party). Most pager terminal equipment manufacturers use a 3- or 4-tone burst of 1400 Hz at 100- to 125-ms intervals. The system identifies three cycles of 1400 Hz at these approximate intervals as pager cue tones. To accommodate varying terminal equipment signals, tone bursts of 1400 Hz in a variety of patterns may also be reported as pager cue tones. Voice prompts sometimes accompany pager cue tones to provide instructions. Therefore, combinations of prompts and tones may be detected by configuring an answer supervision template to respond to both voice detection and pager cue tone detection.

A Goertzel filter algorithm may be used to detect the solid tones that begin fax or data-modem calls. If any of the following tones are detected, a "modem" (fax or data) state is indicated: 2100 Hz, 2225 Hz, 1800 Hz, 2250 Hz, 1300 Hz, 1400 Hz, 980 Hz, 1200 Hz, 600 Hz, or 3000 Hz. Fax detection relies on the 1.5 seconds of HDLC flags that precede the answering fax terminal's DIS frame. DIS is used by the answering terminal to declare its capabilities. After a solid tone is detected, a V.21 receiver is used to detect the HDLC flags (01111110) in the preamble of DIS signal on the downstream side. If the required number of flags are detected, fax is reported. Otherwise, upon expiration of a timer, the call is may be determined to be a data modem communication. See, e.g., U.S. Pat. No. 7,003,093, the entirety of which is expressly incorporated herein by reference. See also, U.S. Pat. No. 7,043,006, expressly incorporated herein by reference.

Therefore, a well-developed system exists for in-band signaling over audio channels, with a modest degree of complexity and some variability between standards, which themselves may change over time.

One known digital signal processor architecture, exemplified by the nVidia Tesla™ C870 GPU device, provides a massively multi-threaded architecture, providing over 500

gigaflops peak floating-point performance. This device encompasses a 128-processor computing core, and is typically provided as a coprocessor on a high speed bus for a standard personal computer platform. Similarly, the AMD/ATI Firestream 9170 also reports 500 gigaflops performance from a GPU-type device with double precision floating point capability. Likewise, newly described devices (e.g., AMD Fusion) integrate a CPU and GPU on a single die with shared external interfaces. See, for example, www.nvidia.com/object/tesla_product_literature.html, S1070 1U System Specification Document (2.03 MB PDF), NVIDIA Tesla S1070 Datasheet (258 KB PDF), NVIDIA Tesla Personal Supercomputer Datasheet (517 KB PDF), C1060 Board Specification Document (514 KB PDF), NVIDIA Tesla C1060 Datasheet (153 KB PDF), NVIDIA Tesla 8 Series Product Overview (1.69 MB PDF), C870 Board Specification Document (478 KB PDF), D870 System Specification Document (630 KB PDF), 5870 1U Board Specification Document (13.3 MB PDF), NVIDIA Tesla 8 Series: GPU Computing Technical Brief (3.73 MB PDF), www.nvidia.com/object/cuda_programming_tools.html (PTX: Parallel Thread Execution ISA Version 1.2), developer.download.nvidia.com/compute/cuda/2_0/docs/NVIDIA_CUDA_Programming_Guide_2.0.pdf, developer.download.nvidia.com/compute/cuda/2_0/docs/CudaReferenceManual_2.0.pdf, developer.download.nvidia.com/compute/cuda/2_0/docs/CUBLAS_Library_2.0.pdf, developer.download.nvidia.com/compute/cuda/2_0/docs/CUFFT_Library_2.0.pdf, each of which is expressly incorporated herein by reference in its entirety.

The nVidia Tesla™ GPU is supported by the Compute Unified Device Architecture (CUDA) software development environment, which provides C language support. Typical applications proposed for the nVidia Tesla™ GPU, supported by CUDA, are Parallel bitonic sort; Matrix multiplication; Matrix transpose; Performance profiling using timers; Parallel prefix sum (scan) of large arrays; Image convolution; 1D DWT using Haar wavelet; OpenGL and Direct3D graphics interoperation examples; Basic Linear Algebra Subroutines; Fast Fourier Transform; Binomial Option Pricing; Black-Scholes Option Pricing; Monte-Carlo Option Pricing; Parallel Mersenne Twister (random number generation); Parallel Histogram; Image Denoising; and a Sobel Edge Detection Filter. Therefore, the typical proposed applications are computer software profiling, matrix applications, image processing applications, financial applications, Seismic simulations; Computational biology; Pattern recognition; Signal processing; and Physical simulation. CUDA technology offers the ability for threads to cooperate when solving a problem. The nVidia Tesla™ GPUs featuring CUDA technology have an on-chip Parallel Data Cache that can store information directly on the GPU, allowing computing threads to instantly share information rather than wait for data from much slower, off-chip DRAMs. Likewise, the software compile aspects of CUDA are able to partition code between the GPU and a host processor, for example to effect data transfers and to execute on the host processor algorithms and code which are incompatible or unsuitable for efficient execution on the GPU itself.

GPU architectures are generally well-suited to address problems that can be expressed as data-parallel computations: the same program is executed on many data elements in parallel, with high arithmetic intensity, the ratio of arithmetic operations to memory operations. Because the same program is executed for each data element, there is a lower requirement for sophisticated flow control; and because it is

executed on many data elements and has high arithmetic intensity, the memory access latency can be hidden with calculations instead of big data caches. Thus, the GPU architecture typically provides a larger number of arithmetic logic units than independently and concurrently operable instruction decoders. Data-parallel processing maps data elements to parallel processing threads. Many applications that process large data sets such as arrays can use a data-parallel programming model to speed up the computations. In 3D rendering large sets of pixels and vertices are mapped to parallel threads. Similarly, image and media processing applications such as post-processing of rendered images, video encoding and decoding, image scaling, stereo vision, and pattern recognition can map image blocks and pixels to parallel processing threads. In fact, many algorithms outside the field of image rendering and processing are accelerated by data-parallel processing, from general signal processing or physics simulation to computational finance or computational biology.

The Tesla™ GPU device is implemented as a set of multiprocessors (e.g., 8 on the C870 device), each of which has a Single Instruction, Multiple Data architecture (SIMD): At any given clock cycle, each processor (16 per multiprocessor on the C870) of the multiprocessor executes the same instruction, but operates on different data. Each multiprocessor has on-chip memory of the four following types: One set of local 32-bit registers per processor, a parallel data cache or shared memory that is shared by all the processors and implements the shared memory space, a read-only constant cache that is shared by all the processors and speeds up reads from the constant memory space, which is implemented as a read-only region of device memory, and a read-only texture cache that is shared by all the processors and speeds up reads from the texture memory space, which is implemented as a read-only region of device memory. The local and global memory spaces are implemented as read-write regions of device memory and are not cached. Each multiprocessor accesses the texture cache via a texture unit. A grid of thread blocks is executed on the device by executing one or more blocks on each multiprocessor using time slicing: Each block is split into SIMD groups of threads called warps; each of these warps contains the same number of threads, called the warp size, and is executed by the multiprocessor in a SIMD fashion; a thread scheduler periodically switches from one warp to another to maximize the use of the multiprocessor's computational resources. A half-warp is either the first or second half of a warp. The way a block is split into warps is always the same; each warp contains threads of consecutive, increasing thread IDs with the first warp containing thread 0. A block is processed by only one multiprocessor, so that the shared memory space resides in the on-chip shared memory leading to very fast memory accesses. The multiprocessor's registers are allocated among the threads of the block. If the number of registers used per thread multiplied by the number of threads in the block is greater than the total number of registers per multiprocessor, the block cannot be executed and the corresponding kernel will fail to launch. Several blocks can be processed by the same multiprocessor concurrently by allocating the multiprocessor's registers and shared memory among the blocks. The issue order of the warps within a block is undefined, but their execution can be synchronized, to coordinate global or shared memory accesses. The issue order of the blocks within a grid of thread blocks is undefined and there is no synchronization mechanism between blocks, so threads from two different blocks of the same grid

cannot safely communicate with each other through global memory during the execution of the grid.

Telephony control and switching applications have for many years employed general purpose computer operating systems, and indeed the UNIX system was originally developed by Bell Laboratories/AT&T. There are a number of available telephone switch platforms, especially private branch exchange implementations, which use an industry standard PC Server platform, typically with specialized telephony support hardware. These include, for example, Asterisk (from Digium) PBX platform, PBXtra (Fonality), Callweaver, Sangoma, etc. See also, e.g., www.voip-info.org/wiki/. Typically, these support voice over Internet protocol (VOIP) communications, in addition to switched circuit technologies.

As discussed above, typical automated telephone signaling provides in-band signaling which therefore employs acoustic signals. A switching system must respond to these signals, or it is deemed deficient. Typically, an analog or digital call progress tone detector is provided for each channel of a switched circuit system. For VOIP systems, this functionality may be provided in a gateway (media gateway), either as in traditional switched circuit systems, or as a software process within a digital signal processor.

Because of the computational complexity of the call progress tone analysis task, the density of digital signal processing systems for simultaneously handling a large number of voice communications has been limited. For example, 8 channel call progress tone detection may be supported in a single Texas Instruments TMS320C5510™ digital signal processor (DSP). See, IP PBX Chip from Adaptive Digital Technologies, Inc. (www.adaptivedigital.com/product/solution/ip_pbx.htm). The tone detection algorithms consume, for example, over 1 MIPS per channel for a full suite of detection functions, depending on algorithm, processor architecture, etc. Scaling to hundreds of channels per system is cumbersome, and typically requires special purpose dedicated, and often costly, hardware which occupy a very limited number of expansion bus slots of a PBX system.

SUMMARY OF THE INVENTION

The present system and method improve the cost and efficiency of real time digital signal processing with respect to analog signals, and in particular, telephony signaling functions.

In one aspect of the invention, a massively parallel digital signal processor is employed to perform telephony in-band signaling detection and analysis. In another aspect, a massively parallel coprocessor card is added to a telephony server which is executed on a standard processor to increase call progress tone detection performance. Advantageously, the massively parallel processor is adapted to execute standard software, such as C language, and therefore may perform both massively parallel tasks, and with a likely lower degree of efficiency, serial execution tasks as well. Thus, a telephony system may be implemented on a single processor system, or within a distributed and/or processor/coprocessor architecture.

Data blocks, each including a time slice from a single audio channel, are fed in parallel to the massively parallel processor, which performs operations in parallel on a plurality of time slices, generally executing the same instruction on the plurality of time slices. In this system, real time performance may be effectively achieved, with a predetermined maximum processing latency. In many cases, it is not

necessary to detect tones on each audio channel continuously, and therefore the system may sample each channel sequentially. In addition, if a Fast Fourier Transform-type algorithm is employed, the real (I) and imaginary (Q) channels may each be presented with data from different sources, leading to a doubling of capacity. Thus, for example, using an nVidia Tesla™ C870 GPU, with 128 processors, each processor can handle 8 (real only) or 16 (real and imaginary) audio channels, leading to a density of 1024 or 2048 channel call progress tone detection. Practically, the system is not operated at capacity, and therefore up to about 800 voice channels may be processed, using a general purpose commercially available coprocessor card for a PC architecture.

For example, a PC architecture server executes Asterisk PBX software under the Linux operating system. A call is provided from the Asterisk PBX software to a dynamic linked library (DLL), which transfers data from a buffer in main memory containing time slices for the analog channels to be processed. For example, 2 mS each for 800 channels, at an 8.4 kHz sampling rate is provided (132 kB) in the buffer. The buffer contents are transferred to the coprocessor through a PCIe x16 interface, along with a call to perform an FFT for each channel, with appropriate windowing, and/or using continuity from prior samples. The FFT may then be filtered on the coprocessor, with the results presented to the host processor, or the raw FFT data transferred to the host for filtering. Using a time-to-frequency domain transform, the signal energy at a specified frequency is converted to an amplitude peak at a specific frequency bin, which is readily extracted. Temporal analysis may also be performed in either the coprocessor or processor, though preferably this is performed in the processor. The analysis and data transform may also be used for speech recognition primitives, and for other processes.

A particular advantage of this architecture arises from the suitability of the call progress tone analysis to be performed in parallel, since the algorithm is deterministic and has few or no branch points. Thus, the task is defined to efficiently exploit the processing power and parallelism of a massively parallel processor.

BRIEF DESCRIPTION OF THE DRAWINGS

FIG. 1 is a schematic diagram of a system for implementing the invention.

FIG. 2 is a flowchart of operations within a host processor

FIG. 3 is a schematic diagram showing operations with respect to a massively parallel co-processor.

DETAILED DESCRIPTION OF THE PREFERRED EMBODIMENTS

One embodiment of the present invention provides a system and method for analyzing call progress tones and performing other types of audio band processing on a plurality of voice channels, for example in a telephone system. Examples of call progress tone analysis can be found at: www.commetrex.com/products/algorithms/CPA.html; www.dialogic.com/network/csp/appnots/10117_CPA_SR6_HMP2.pdf; whitepapers.zdnet.co.uk/0,1000000651,260123088p,00.htm; and [www.pikatechnologies.com/downloads/samples/readme/6.2%20-%20Call %20Progress %20Analysis %20-%20ReadMe.txt](http://www.pikatechnologies.com/downloads/samples/readme/6.2%20-%20Call%20Progress%20Analysis%20-%20ReadMe.txt), each of which is expressly incorporated herein by reference.

In a modest size system for analyzing call progress tones, there may be hundreds of voice channels to be handled are simultaneously. Indeed, the availability of a general-purpose call progress tone processing system permits systems to define non-standard or additional signaling capabilities, thus reducing the need for out of band signaling. Voice processing systems generally require real time performance; that is, connections must be maintained and packets or streams forwarded within narrow time windows, and call progress tones processed within tight specifications.

An emerging class of telephone communication processing system, implements a private branch exchange (PBX) switch, which employs a standard personal computer (PC) as a system processor, and employs software which executes on a general purpose operating system (OS).

For example, the Asterisk system runs on the Linux OS. More information about Asterisk may be found at Digium/Asterisk, 445 Jan Davis Drive NW, Huntsville, Ala. 35806, 256.428.6000 asterisk.org/downloads. Another such system is: "Yate" (Yet Another Telephony Engine), available from Bd. Nicolae Titulescu 10, Bl. 20, Sc. C, Ap. 128 Sector 1, Bucharest, Romania yate.null.ro/pmwiki/index.php?n=Main.Download.

In such systems, scalability to desired levels, for example hundreds of simultaneous voice channels, requires that the host processor have sufficient headroom to perform all required tasks within the time allotted. Alternately stated, the tasks performed by the host processor should be limited to those it is capable of completing without contention or undue delay. Because digitized audio signal processing is resource intensive, PC-based systems have typically not implemented functionality, which requires per-channel signal processing, or offloaded the processing to specialized digital signal processing (DSP) boards. Further, such DSP boards are themselves limited, for example 8-16 voice processed channels per DSP core, with 4-32 cores per board, although higher density boards are available. These boards are relatively expensive, as compared to the general-purpose PC, and occupy a limited number of bus expansion slots.

The present invention provides an alternate to the use of specialized DSP processors dedicated to voice channel processing. According to one embodiment, a massively parallel processor as available in a modern video graphics processor (though not necessarily configured as such) is employed to perform certain audio channel processing tasks, providing substantial capacity and versatility. One example of such a video graphics processor is the nVidia Tesla™ GPU, using the CUDA software development platform ("GPU"). This system provides 8 banks of 16 processors (128 processors total), each processor capable of handling a real-time fast Fourier transform (FFT) on 8-16 channels. For example, the FFT algorithm facilitates subsequent processing to detect call progress tones, which may be detected in the massively parallel processor environment, or using the host processor after downloading the FFT data. One particularly advantageous characteristic of implementation of a general purpose FFT algorithm rather than specific call tone detection algorithms is that a number of different call tone standards (and extensions/variants thereof) may be supported, and the FFT data may be used for a number of different purposes, for example speech recognition, etc.

Likewise, the signal processing is not limited to FFT algorithms, and therefore other algorithms may also or alternately be performed. For example, wavelet-based algorithms may provide useful information.

The architecture of the system provides a dynamic link library (DLL) available for calls from the telephony control

software, e.g., Asterisk. An application programming interface (API) provides communication between the telephony control software (TCS) and the DLL. This TCS is either unmodified or minimally modified to support the enhanced functionality, which is separately compartmentalized.

The TCS, for example, executes a process which calls the DLL, causing the DLL to transfer a data from a buffer holding, e.g., 2 mS of voice data for, e.g., 800 voice channels, from main system memory of the PC to the massively parallel coprocessor (MPC), which is, for example an nVidia Tesla™ platform. The DLL has previously uploaded to the MPC the algorithm, which is, for example, a parallel FFT algorithm, which operates on all 800 channels simultaneously. It may, for example, also perform tone detection, and produce an output in the MPC memory of the FFT-representation of the 800 voice channels, and possibly certain processed information and flags. The DLL then transfers the information from the MPC memory to PC main memory for access by the TCS, or other processes, after completion.

While the MPC has massive computational power, it has somewhat limited controllability. For example, a bank of 16 DSPs in the MPC are controlled by a single instruction pointer, meaning that the algorithms executing within the MPC are generally not data-dependent in execution, nor have conditional-contingent branching, since this would require each thread to execute different instructions, and thus dramatically reduce throughput. Therefore, the algorithms are preferably designed to avoid such processes, and should generally be deterministic and non-data dependent algorithms. On the other hand, it is possible to perform contingent or data-dependent processing, though the gains from the massively parallel architecture are limited, and thus channel specific processing is possible. Advantageously, implementations of the FFT algorithm are employed which meet the requirements for massively parallel execution. For example, the CUDA™ technology environment from nVidia provides such algorithms. Likewise, post processing of the FFT data to determine the presence of tones poses a limited burden on the processor(s), and need not be performed under massively parallel conditions. This tone extraction process may therefore be performed on the MPC or the host PC processor, depending on respective processing loads and headroom.

In general, the FFT itself should be performed in faster-than real-time manner. For example, it may be desired to implement overlapping FFTs, e.g., examining 2 mS of data every 1 mS, including memory-to-memory transfers and associated processing. Thus, for example, it may be desired to complete the FFT of 2 mS of data on the MPC within 0.5 mS. Assuming, for example, a sampling rate of 8.4 kHz, and an upper frequency within a channel of 3.2-4 kHz, the 2 mS sample, would generally imply a 256-point FFT, which can be performed efficiently and quickly on the nVidia Tesla™ platform, including any required windowing and post processing.

Therefore, the use of the present invention permits the addition of call progress tone processing and other per channel signal processing tasks to a PC based TCS platform without substantially increasing the processing burden on the host PC processor, and generally permits such a platform to add generic call progress tone processing features and other per channel signal processing features without substantially limiting scalability.

Other sorts of parallel real time processing are also possible, for example analysis of distributed sensor signals such as "Motes" or the like. See, en.wikipedia.org/wiki/

11

Smartdust. The MPC may also be employed to perform other telephony tasks, such as echo cancellation, conferencing, tone generation, compression/decompression, caller ID, interactive voice response, voicemail, packet processing and packet loss recovery algorithms, etc.

Similarly, simultaneous voice recognition can be performed on hundreds of simultaneous channels, for instance in the context of directing incoming calls based on customer responses at a customer service center. Advantageously, in such an environment, processing of particular channels maybe switched between banks of multiprocessors, depending on the processing task required for the channel and the instructions being executed by the multiprocessor. Thus, to the extent that the processing of a channel is data dependent, but the algorithm has a limited number of different paths based on the data, the MPC system may efficiently process the channels even where the processing sequence and instructions for each channel is not identical.

FIG. 1 shows a schematic of system for implementing the invention.

Massively multiplexed voice data **101** is received at network interface **102**. The network could be a LAN, Wide Area Network (WAN), Prime Rate ISDN (PRI), a traditional telephone network with Time Division Multiplexing (TDM), or any other suitable network. This data may typically include hundreds of channels, each carrying a separate conversation and also routing information. The routing information may be in the form of in-band signaling of dual frequency (DTMF) audio tones received from a telephone keypad or DTMF generator. The channels may be encoded using digital sampling of the audio input prior to multiplexing. Typically voice channels will come in 20 ms frames.

The system according to a preferred coprocessor embodiment includes at least one host processor **103**, which may be programmed with telephony software such as Asterisk or Yate, cited above. The host processor may be of any suitable type, such as those found in PCs, for example Intel Pentium Core 2 Duo or Quadra, or AMD Athlon X2. The host processor communicates via shared memory **104** with MPC **105**, which is, for example 2 GB or more of DDR2 or DDR3 memory.

Within the host processor, application programs **106** receive demultiplexed voice data from interface **102**, and generate service requests for services that cannot or are desired not to be processed in real time within the host processor itself. These service requests are stored in a service request queue **107**. A service calling module **108** organizes the service requests from the queue **107** for presentation to the MPC **105**.

The module **108** also reports results back to the user applications **106**, which in turn put processed voice data frames back on the channels in real time, such that the next set of frames coming in on the channels **101** can be processed as they arrive.

FIG. 2 shows a process within module **108**. In this process, a timing module **201** keeps track of a predetermined real time delay constraint. Since standard voice frames are 20 ms long, this constraint should be significantly less than that to allow operations to be completed in real time. A 5-10 ms delay would very likely be sufficient; however, a 2 ms delay would give a degree of comfort that real time operation will be assured. Then, at **202**, e blocks of data requesting service are organized into the queue or buffer. At **203**, the service calling module examines the queue to see what services are currently required. Some MPC's, such as the nVidia Tesla™ C870 GPU, require that each processor within a multiprocessor of the MPC perform the same

12

operations in lockstep. For such MPC's, it will be necessary to choose all requests for the same service at the same time. For instance, all requests for an FFT should be grouped together and requested at once. Then all requests for a Mix operation might be grouped together and requested after the FFT's are completed—and so forth. The MPC **105** will perform the services requested and provide the results returned to shared memory **104**. At **204**, the service calling module will retrieve the results from shared memory and at **205** will report the results back to the application program. At **206**, it is tested whether there is more time and whether more services are requested. If so, control returns to element **202**. If not, at **207**, the MPC is triggered to sleep (or be available to other processes) until another time interval determined by the real time delay constraint is begun, FIG. **3** shows an example of running several processes on data retrieved from the audio channels. The figure shows the shared memory **104** and one of the processors **302** from the MPC **105**. The processor **302** first retrieves one or more blocks from the job queue or buffer **104** that are requesting an FFT and performs the FFT on those blocks. The other processors within the same multiprocessor array of parallel processors are instructed to do the same thing at the same time (on different data). After completion of the FFT, more operations can be performed. For instance, at **304** and **305**, the processor **302** checks shared memory **104** to see whether more services are needed. In the examples given, mixing **304** and decoding **305** are requested by module **109**, sequentially. Therefore, these operations are also performed on data blocks retrieved from the shared memory **104**. The result or results of each operation are placed in shared memory upon completion of the operation, where those results are retrievable by the host processor.

In the case of call progress tones, these three operations together: FFT, mixing, and decoding, will determine the destination of a call associated with the block of audio data for the purposes of telephone switching.

If module **108** sends more request for a particular service than can be accommodated at once, some of the requests will be accumulated in a shared RAM **109** to be completed in a later processing cycle. The MPC will be able to perform multiple instances of the requested service within the time constraints imposed by the loop of FIG. **2**. Various tasks may be assigned priorities, or deadlines, and therefore the processing of different services may be selected for processing based on these criteria, and need not be processed in strict order.

It is noted that the present invention is not limited to nVidia Tesla® parallel processing technology, and may make use of various other technologies. For example, the Intel Larrabee GPU technology, which parallelizes a number of P54C processors, may also be employed, as well as ATI CTM technology (ati.amd.com/technology/streamcomputing/index.html, ati.amd.com/technology/streamcomputing/resources.html, each of which, including linked resources, is expressly incorporated herein by reference), and other known technologies.

The following is some pseudo code illustrating embodiments of the invention as implemented in software. The disclosure of a software embodiment does not preclude the possibility that the invention might be implemented in hardware.

Embodiment 1

The present example provides computer executable code, which is stored in a computer readable medium, for execu-

13

tion on a programmable processor, to implement an embodiment of the invention. The computer is, for example, an Intel dual core processor-based machine, with one or more nVidia Tesla® compatible cards in PCIe x16 slots, for example, nVidia C870 or C1060 processor. The system typically stores executable code on a SATA-300 interface rotating magnetic storage media, i.e., a so-called hard disk drive, though other memory media, such as optical media, solid state storage, or other known computer readable media may be employed. Indeed, the instructions may be provided to the processors as electromagnetic signals communicated through a vacuum or conductive or dielectric medium. The nVidia processor typically relies on DDR3 memory, while the main processor typically relies on DDR2 memory, though the type of random-access memory is non-critical. The telephony signals for processing may be received over a T1, T3, optical fiber, Ethernet, or other communications medium and/or protocol.

Data Structures to be Used by Module 108

RQueueType Structure // Job Request Queue

ServiceType

ChannelID // Channel Identifier

VoiceData // Input Data

Output // Output Data

End Structure

// This embodiment uses a separate queue for each type of service to be requested.

// The queues have 200 elements in them. This number is arbitrary and could be adjusted

// by the designer depending on anticipated call volumes and numbers of processors available

// on the MPC. Generally, the number does not have to be as large as the total of number

// of simultaneous calls anticipated, because not all of those calls will be requesting services

// at the same time.

RQueueType RQueueFFT[200] // Maximum of 200 Requests FFT

RQueueType RQueueMIX[200] // Maximum of 200 Requests MIX

RQueueType RQueueENC[200] // Maximum of 200 Requests ENC

RQueueType RQueueDEC[200] // Maximum of 200 Requests DEC

Procedures to be Used by Module 108

// Initialization Function

Init: Initialize Request Queue

Initialize Service Entry

Start Service Poll Loop

// Service Request Function

ReqS: Case ServiceType

FFT: Lock RQueueFFT

Insert Service Information into RQueueFFT

Unlock RQueueFFT

MIX: Lock RQueueMIX

Insert Service Information into RQueueMIX

Unlock RQueueMIX

ENC: Lock RQueueENC

Insert Service Information into RQueueENC

Unlock RQueueENC

DEC: Lock RQueueDEC

Insert Service Information into RQueueDEC

Unlock RQueueDEC

End Case

Wait for completion of Service

Return output

// Service Poll Loop

14

// This loop is not called by the other procedures. It runs independently. It will keep track of

// where the parallel processors are in their processing. The host will load all the requests for a

5 // particular service into the buffer. Then it will keep track of when the services are completed

// and load new requests into the buffer.

//SerPL:

Get timestamp and store in St

10 // Let's do FFT/FHT

Submit RQueueFFT with FFT code to GPU

For all element in RQueueFFT

Signal Channel of completion of service

End For

15 // Let's do mixing

Submit RQueueMIX with MIXING code to GPU

For all element in RQueueMIX

Signal Channel of completion of service

End For

20 // Let's do encoding

Submit RQueueENC with ENCODING code to GPU

For all element in RQueueENC

Signal Channel of completion of service

25 End For

// Let's do decoding

Submit RQueueDEC with DECODING code to GPU

For all element in RQueueDEC

Signal Channel of completion of service

30 End For

// Make sure it takes the same amount of time for every

pass

Compute time difference between now and St

Sleep that amount of time

35 Goto SerPL // second pass

Examples of Code in Application Programs 106 for Calling the Routines Above

Example for Calling "Init"

40 // we have to initialize PStar before we can use it

Call Init

Example for Requesting an FFT

// use FFT service for multitone detection

Allocate RD as RQueueType

45 RD.Service=FFT

RD.ChannelID=Current Channel ID

RD.Input=Voice Data

Call ReqS(RD)

Scan RD.Output for presence of our tones

50 Example for Requesting Encoding

// use Encoding service

Allocate RD as RQueueType

RD.Service=ENCODE

55 RD.ChannelID=Current Channel ID

RD.Input=Voice Data

Call ReqS(RD)

// RD.Output contains encoded/compressed data

60 Example for Requesting Decoding

// use Decoding service

Allocate RD as RQueueType

RD.Service=DECODE

RD.ChannelID=Current Channel ID

65 RD.Input=Voice Data

Call ReqS(RD)

// RD.Output contains decoded data

15

Embodiment 2

The second embodiment may employ similar hardware to Embodiment 1.

// this Embodiment is Slower, but Also Uses Less Memory 5
than Embodiment #1 Above

Data Structures to be Used by Module 108

```
RQueueType Structure // Job Request Queue
ServiceType
ChannelID // Channel Identifier
VoiceData // Input Data
Output // Output Data
End Structure
```

// This embodiment uses a single queue, but stores other data in a temporary queue

// when the single queue is not available. This is less memory intensive, but slower.

RQueueType RQueue[200] // Maximum of 200 Requests
Procedures to be Used by Module 108

// Initialization Function

Init: Initialize Request Queue

Initialize Service Entry

Start Service Poll Loop

// Service Request Function

ReqS: Lock RQueue

Insert Service Information into RQueue

Unlock RQueue

Wait for completion of Service

Return output

// Service Poll Loop

// to run continuously

SerPL: Get timestamp and store in St

// Let's do FFT/FHT

For all element in RQueue where ServiceType=FFT

Copy Data To TempRQueue

End For

Submit TempRQueue with FFT code to GPU

For all element in TempRQueue

Move TempRQueue.output to RQueue.output

Signal Channel of completion of service

End For

// Let's do mixing

For all element in RQueue where ServiceType=MIXING

Copy Data To TempRQueue

End For

Submit TempRQueue with MIXING code to GPU

For all element in RQueue

Move TempRQueue.output to RQueue.output

Signal Channel of completion of service

End For

// Let's do encoding

For all element in RQueue where ServiceType=ENCODE

Copy Data To TempRQueue

End For

Submit TempRQueue with ENCODING code to GPU 55

For all element in RQueue

Move TempRQueue.output to RQueue.output

Signal Channel of completion of service

End For

// Let's do decoding

For all element in RQueue where ServiceType=DECODE

Copy Data To TempRQueue

End For

Submit TempRQueue with DECODING code to GPU

For all element in RQueue

Move TempRQueue.output to RQueue.output

Signal Channel of completion of service

16

End For

// Make sure it takes the same amount of time for every pass

Compute time difference between now and St

Sleep that amount of time

Goto SerPL // second pass

Examples of Code in the Application Programs 106 for
Calling the Routines Above

Example for Calling "init"

10 // we have to initialize PStar before we can use it

Call Init

Example for Calling "FFT"

// use FFT service for multitone detection

Allocate RD as RQueueType

15 RD.Service=FFT

RD.ChannelID=Current Channel ID

RD.Input=Voice Data

Call ReqS(RD)

Scan RD.Output for presents of our tones

20 Example for Calling Encoding

// use Encoding service

Allocate RD as RQueueType

RD.Service=ENCODE

RD.ChannelID=Current Channel ID

25 RD.Input=Voice Data

Call ReqS(RD)

// RD.Output contains encoded/compressed data

Example for Calling Decoding

// use Decoding service

30 Allocate RD as RQueueType

RD.Service=DECODE

RD.ChannelID=Current Channel ID

RD.Input=Voice Data

Call ReqS(RD)

35 // RD.Output contains decoded data

While the embodiment discussed above uses a separate host and massively parallel processing array, it is clear that the processing array may also execute general purpose code and support general purpose or application-specific operating systems, albeit with reduced efficiency as compared to an unbranched signal processing algorithm. Therefore, it is possible to employ a single processor core and memory pool, thus reducing system cost and simplifying system architecture. Indeed, one or more multiprocessors may be dedicated to signal processing, and other(s) to system control, coordination, and logical analysis and execution. In such a case, the functions identified above as being performed in the host processor would be performed in the array, and, of course, the transfers across the bus separating the two would not be required.

From a review of the present disclosure, other modifications will be apparent to persons skilled in the art. Such modifications may involve other features which are already known in the design, manufacture and use of telephony engines and parallel processing and which may be used instead of or in addition to features already described herein. Although claims have been formulated in this application to particular combinations of features, it should be understood that the scope of the disclosure of the present application also includes any novel feature or novel combination of features disclosed herein either explicitly or implicitly or any generalization thereof, whether or not it mitigates any or all of the same technical problems as does the present invention. The applicants hereby give notice that new claims 65 may be formulated to such features during the prosecution of the present application or any further application derived therefrom.

17

The word “comprising”, “comprise”, or “comprises” as used herein should not be viewed as excluding additional elements. The singular article “a” or “an” as used herein should not be viewed as excluding a plurality of elements. The word “or” should be construed as an inclusive or, in other words as “and/or”.

What is claimed is:

1. A method for processing signals, comprising:
 - (a) receiving data representing a time slice of a stream of time-sequential information for each of a plurality of streams of time-sequential information;
 - (b) automatically performing at least one transform process on the received time slice of the stream of time-sequential information for each of the plurality of streams of time-sequential information, to produce transformed data, with at least one single-instruction, multiple-data type parallel processor having a plurality of processing cores concurrently executing the same at least one transform process for each respective stream of time-sequential information, under a common set of instructions;
 - (c) making at least one decision based on the transformed data of each time slice, with at least one single-instruction, multiple-data type parallel processor having a plurality of processing cores concurrently executing the same at least one transform process for each respective stream of time-sequential information, under a common set of instructions; and
 - (d) communicating information representing the decision through a digital communication interface.
2. The method according to claim 1, wherein each stream of time-sequential information comprises audio information, and the decision is dependent on audio information within the respective stream of time-sequential information.
3. The method according to claim 1, wherein the at least one transform comprises a speech recognition primitive.
4. The method according to claim 1, wherein the decision is made based on information in a single stream of time-sequential information, independent of information contained in the other streams of time-sequential information.
5. The method according to claim 1, wherein the decision is made by a respective processing core of the at least one single-instruction, multiple-data type parallel processor having a plurality of processing cores for each respective time slice dependent solely on information in that respective time slice.
6. The method according to claim 1, wherein the at least one transform process is selected from the group consisting of a time-to-frequency domain transform algorithm, a wavelet domain transform algorithm, and a Goertzel filter algorithm.
7. The method according to claim 1, wherein the decision is made by the at least one single-instruction, multiple-data type parallel processor and represents a determination whether an in-band signal is present in a respective time slice.
8. The method according to claim 1, wherein the plurality of streams of time-sequential information comprise a plurality of different streams of time-sequential information, each different stream of time-sequential information comprising a stream of audio information which is processed in parallel by the at least one single-instruction, multiple-data type parallel processor, and the decision is made based on the at least one transform process in parallel by the at least one single-instruction, multiple-data type parallel processor having the plurality of processing cores executing concurrently under the common set of instructions.

18

9. The method according to claim 8, the common set of instructions controls the at least one single-instruction, multiple-data type parallel processor to perform at least a portion of a speech recognition process.

10. The method according to claim 1, wherein the common set of instructions comprises program instructions to perform a telephony task.

11. The method according to claim 1, wherein the at least one transform process comprises a Fourier transform.

12. The method according to claim 1, wherein the at least one single-instruction, multiple-data type parallel processor comprises a multiprocessor having a common instruction decode unit for the plurality of processing cores, each processing core having a respective arithmetic logic unit, all arithmetic logic units within a respective multiprocessor being adapted to concurrently execute the instructions of the instruction sequence on the time slices of the plurality of streams of time-sequential information representing a plurality of digitized real-time analog channels.

13. A non-transitory computer readable medium storing instructions for controlling a programmable processor to perform a method, comprising:

- (a) instructions for receiving data representing a plurality of respective time slices of a plurality of parallel streams of time-sequential information;
- (b) a common set of transform instructions for concurrently performing at least one transform process on the received plurality of respective time slices of the plurality of parallel streams of time-sequential information in parallel to produce respective transformed data for each respective time slice, with at least one single-instruction, multiple-data type parallel processor having a plurality of processing cores executing concurrently under the common set of transform instructions;
- (c) a common set of decisional instructions for concurrently making at least one decision based on the transformed data, with the at least one single-instruction, multiple-data type parallel processor having the plurality of processing cores executing concurrently under the common set of decisional instructions; and
- (d) instructions for communicating information representing the decision through a digital communication interface.

14. The non-transitory computer readable medium according to claim 13, wherein the instructions for making the at least one decision based on the at least one transform process comprise a common set of decision instructions for the at least one single-instruction, multiple-data type parallel processor for concurrently making the at least one decision on the respective time slices of the plurality of parallel streams of time-sequential information in parallel under the common set of decision instructions.

15. A system for processing streams of information, comprising:

- (a) an input port configured to receive data representing a plurality of time slices of a plurality of streams of time-sequential information;
- (b) at least one single-instruction, multiple-data type parallel processor having a plurality of processing cores synchronized to concurrently execute the same instruction, configured to:
 - perform a transform process on the plurality of time slices to produce transformed data, the transform process being performed by concurrent execution of a common set of transform instructions on the plurality of processing cores; and

19

make at least one decision based on the transformed data of the plurality of time slices, the decision being made by concurrent execution of a common set of decision instructions on the plurality of processing cores; and

(c) an output port configured to communicate information representing the decision through a digital communication interface.

16. The system according to claim **15**, wherein:

the plurality of streams of time sequential information comprise signals digitized at a sampling rate, and the decision is dependent on values of the signals digitized at the sampling rate.

17. The system according to claim **16**, wherein the plurality of streams of time-sequential information comprise a plurality of audio streams, and the at least one decision comprises a determination of whether an in-band audio signal is present in a respective time slice of a respective stream of time-sequential information.

18. The system according to claim **15**, wherein the common set of instructions are adapted to perform a plurality of concurrent tasks selected from the group consisting of an echo processing task, an audio compression task, an audio

20

decompression task, a packet loss recovery task, a wavelet transform processing task, a combined time domain and frequency domain transform processing task, a speech recognition primitive task, and a stream combining task.

19. The system according to claim **15**, wherein the at least one single-instruction, multiple-data type parallel processor comprises a multiprocessor having a common instruction decode unit for the plurality of processing cores, each processing core having a respective arithmetic logic unit, all arithmetic logic units within a respective multiprocessor being adapted to concurrently execute the respective instructions of the common set of instructions.

20. The system according to claim **15**, wherein the single-instruction, multiple-data type parallel processor comprises a Peripheral Component Interconnect Express (PCIe) interface graphic processing unit of a computer system, which operates under control of a central processing unit and receives the plurality of time slices of a plurality of streams of time-sequential information by communication through the Peripheral Component Interconnect Express (PCIe) interface.

* * * * *